

GBL4A THRU GBL4M

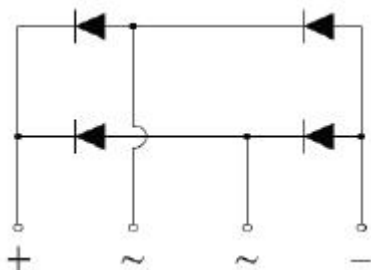
Reverse Voltage 50~1000V Output Current 4.0A



Features

- Glass passivated Bridge Rectifiers
- Ideal for PCB
- High surge current capability
- High temperature soldering guaranteed: 260°C/10 seconds
- Halogen-free according to IEC 61249-2-21 definition
- This is a Pb – Free Device
- All SMC parts are traceable to the wafer lot
- Additional testing can be offered upon request

Circuit Diagram



Mechanical Data

- Case:GBL, Molding compound meets UL 94V-0 flammability rating
- Terminals: Matte tin plated leads, solderable per
- MII-STD-750 Method 2026, J-STD-002 and JESD22-B102, meets JESD 201 class 1A whisker test

Maximum Ratings:@T_A=25°C unless otherwise specified

Type Number	Symbol	GBL4A	GBL4B	GBL4D	GBL4G	GBL4J	GBL4K	GBL4M	Units
Peak Repetitive Reverse Voltage Working Peak Reverse Voltage DC Blocking Voltage	V _{RRM} V _{RWM} V _{DC}	50	100	200	400	600	800	1000	V
RMS Reverse Voltage	V _{RMS}	35	70	140	280	420	560	700	V
Maximum average forward rectified T _C =50°C output current at T _A =40°C	I _O	4 ⁽¹⁾ 3 ⁽²⁾							A
Non-Repetitive Peak Forward Surge Current 8.3ms Single half sine-wave superimposed on rated load (JEDEC Method)	I _{FSM}	150							A
Rating for fusing (t≤8.3ms)	I ² t	94							A ² s
Operating junction and storage temperature range	T _J , T _{STG}	-55 to +150							°C

Electrical Characteristics @ $T_A = 25^\circ\text{C}$ unless otherwise noted

Type Number	Symbol	GBL4A	GBL4B	GBL4D	GBL4G	GBL4J	GBL4K	GBL4M	Units
Maximum Forward Voltage @ $I_F = 2\text{A}$, $T_A = 25^\circ\text{C}$	V_F				1.0				V
Peak Reverse Current @ $T_A = 25^\circ\text{C}$ At Rated DC Blocking Voltage @ $T_A = 125^\circ\text{C}$	I_{RM}				5 250				μA
Typical Thermal Resistance ⁽¹⁾	$R_{\theta JC}$ $R_{\theta JA}$				47 10				$^\circ\text{C/W}$

- Unit mounted on 3.0x3.0x0.11" thick (7.5x7.5x0.3cm) Aluminum plate.
- Unit mounted on P.C.B at 0.375"(9.5mm) lead length and 0.5x0.5"(12x12mm) copper pads.

Ratings and Characteristics Curves

FIG. 1-DERATING CURVE FOR OUTPUT RECTIFIED CURRENT

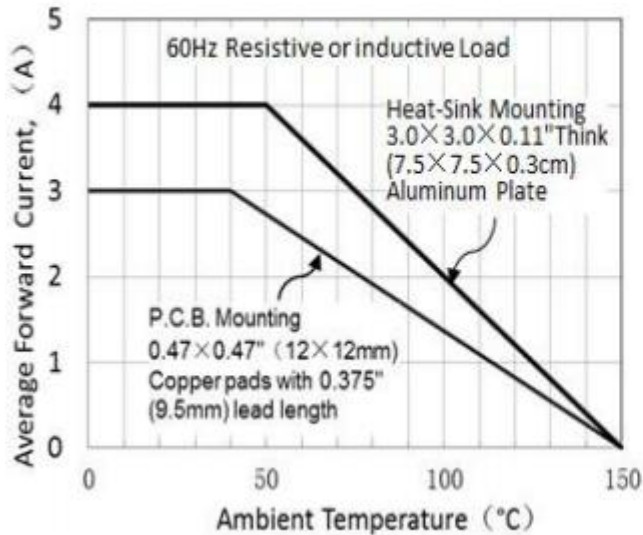


FIG. 2-TYPICAL INSTANTANEOUS FORWARD CHARACTERISTICS

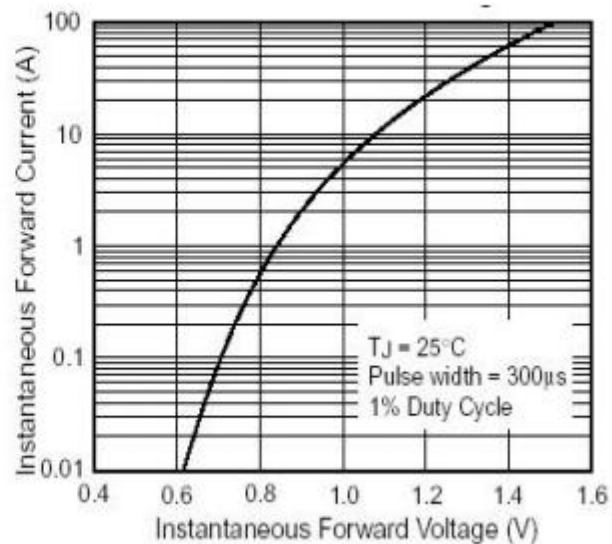


FIG.3-TYPICAL REAK REVERSE VOLTAGE CHARACTERISTICS

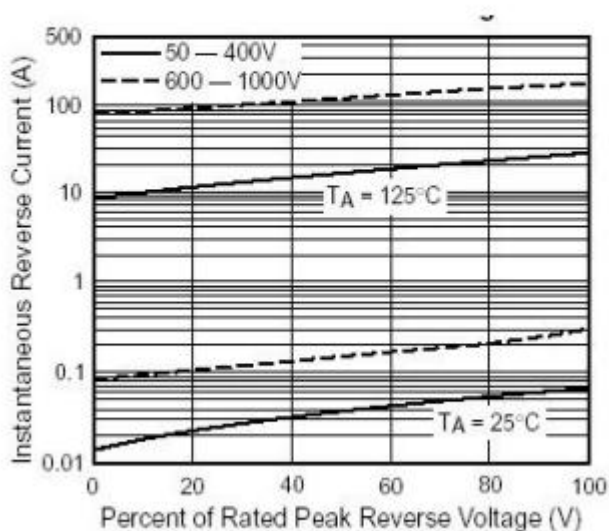
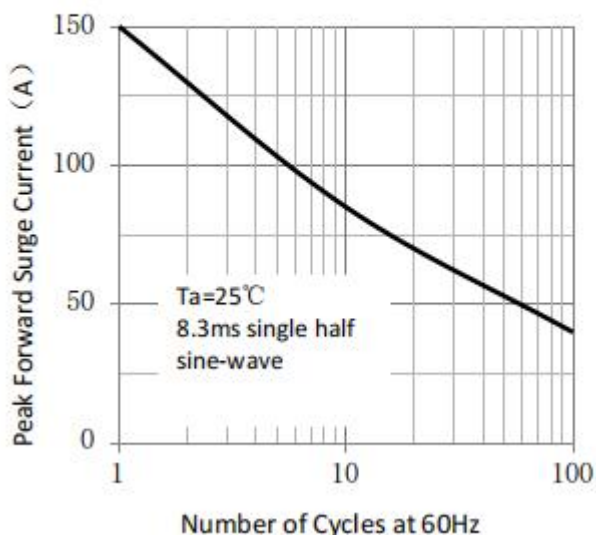


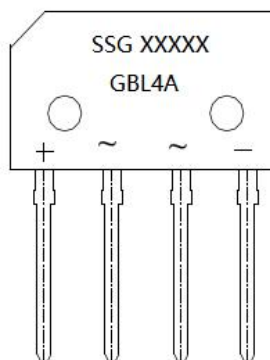
FIG.4-MAXIMUM NON-REPETITIVE PEAK FORWARD SURGE CURRENT



Ordering Information

Device	Package	Plating	Shipping
GBL4A THRU GBL4M	GBL	Pure Sn	30pcs / tube

Marking Diagram

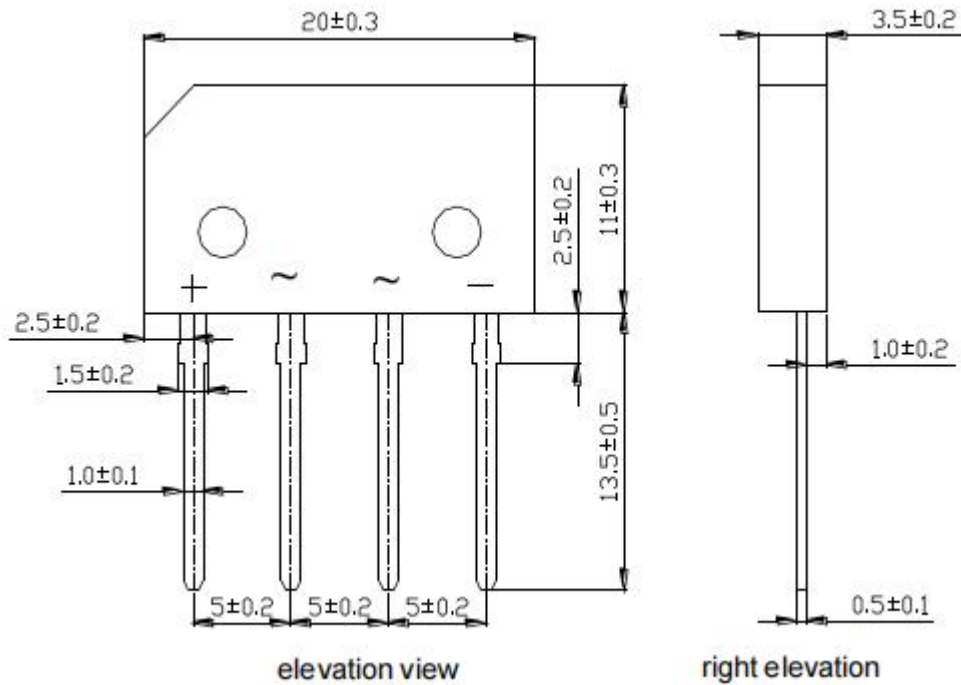


Where XXXXX is YYWWL

GBL4A = Type Number
SSG = SSG
YY = Year
WW = Week
L = Lot Number

Cautions: Molding resin
Epoxy resin UL:94V-0

Mechanical Dimensions GBL (MM)





DISCLAIMER:

- 1- The information given herein, including the specifications and dimensions, is subject to change without prior notice to improve product characteristics. Before ordering, purchasers are advised to contact the SMC Diode Solutions sales department for the latest version of the datasheet(s).
- 2- In cases where extremely high reliability is required (such as use in nuclear power control, aerospace and aviation, traffic equipment, medical equipment, and safety equipment), safety should be ensured by using semiconductor devices that feature assured safety or by means of users' fail-safe precautions or other arrangement.
- 3- In no event shall SMC Diode Solutions be liable for any damages that may result from an accident or any other cause during operation of the user's units according to the datasheet(s). SMC Diode Solution assumes no responsibility for any intellectual property claims or any other problems that may result from applications of information, products or circuits described in the datasheets.
- 4- In no event shall SMC Diode Solutions be liable for any failure in a semiconductor device or any secondary damage resulting from use at a value exceeding the absolute maximum rating.
- 5- No license is granted by the datasheet(s) under any patents or other rights of any third party or SMC Diode Solutions.
- 6- The datasheet(s) may not be reproduced or duplicated, in any form, in whole or part, without the expressed written permission of SMC Diode Solutions.
- 7- The products (technologies) described in the datasheet(s) are not to be provided to any party whose purpose in their application will hinder maintenance of international peace and safety nor are they to be applied to that purpose by their direct purchasers or any third party. When exporting these products (technologies), the necessary procedures are to be taken in accordance with related laws and regulations.